

Printed Wednesday, January 27, 2016 8:12:42 PM

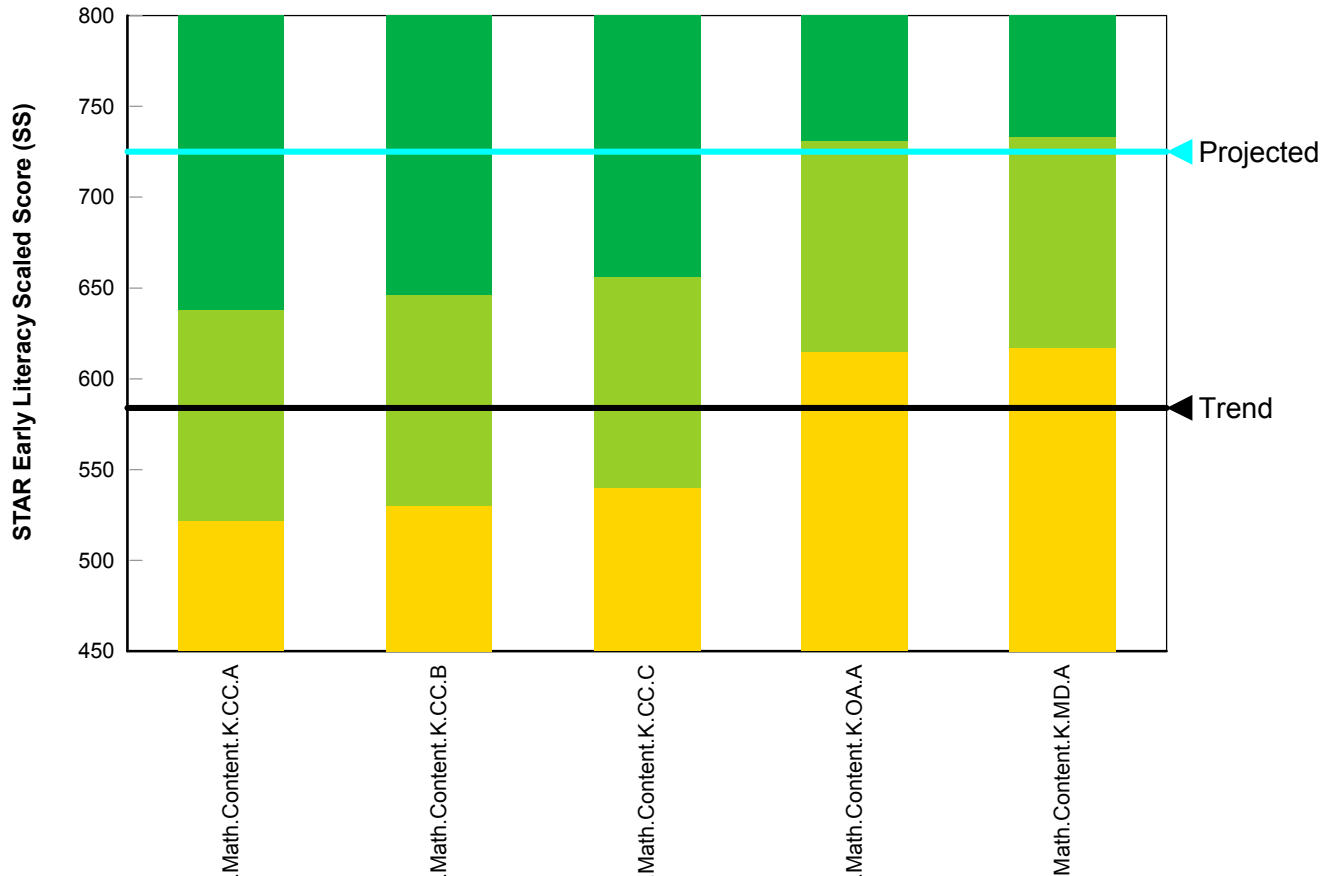
School: Tiger Elementary 360

Deal, William

ID: 15271
Grade: K

Class: GR1 Class 1
Teacher: Snyder, E.

Estimated Mastery of Kindergarten Math



How STAR Early Literacy Estimates Mastery of State Standards

STAR Early Literacy provides an estimate of the student's mastery of standards by aligning them to the same 600-point difficulty scale used to report STAR scores. The Estimated Mastery Range identifies a band of scores where the student is just below or above mastery. Monitor students in this range to confirm their understanding of the standard.

Est. Mastery Levels for Standards in Grade K

- Above Est. Mastery Range
- Est. Mastery Range
- Below Est. Mastery Range

STAR Early Literacy Test Results

Current Test SS: 584
Test Date: 1/2/2016

◀ Trend: Use trend score (based on all test scores) to estimate mastery of state standards

◀ Projected SS: 725
Date: 7/24/2016

Based on research, 50% of students at this student's level will achieve this much growth.

Printed Wednesday, January 27, 2016 8:12:42 PM

School: Tiger Elementary 360

Deal, William

ID: 15271
Grade: K

Class: GR1 Class 1
Teacher: Snyder, E.

Kindergarten Math: NGA Center-CCSSO, Math, 2010, Kindergarten, Common Core State Standards, National Governor's Association and Council of Chief State School Officers

Within Estimated Mastery Range

CCSS.Math.Content Know number names and the count sequence.
.K.CC.A
CCSS.Math.Content Count to tell the number of objects.
.K.CC.B
CCSS.Math.Content Compare numbers.
.K.CC.C

Below Estimated Mastery Range

CCSS.Math.Content Understand addition as putting together and adding to, and understand subtraction as taking apart
.K.OA.A and taking from.
CCSS.Math.Content Describe and compare measurable attributes.
.K.MD.A

Printed Wednesday, January 27, 2016 8:09:48 PM

School: Tiger Elementary 360

Reporting Period: 12/29/2015-1/27/2016

Report Options

Reporting Parameter Group: All Demographics [Default]
 Use Trend Score: Use trend score for estimated mastery of standards
 Group By: Class
 Sort By: Rank

How STAR Early Literacy Estimates Mastery of State Standards

STAR Early Literacy provides an estimate of the students' mastery of standards by aligning them to the same 600-point difficulty scale used to report STAR scores. The Estimated Mastery Range identifies a band of scores where the student is just below or above mastery. Monitor students in this range to confirm their understanding of the standard.

Class: GR1 Class 1

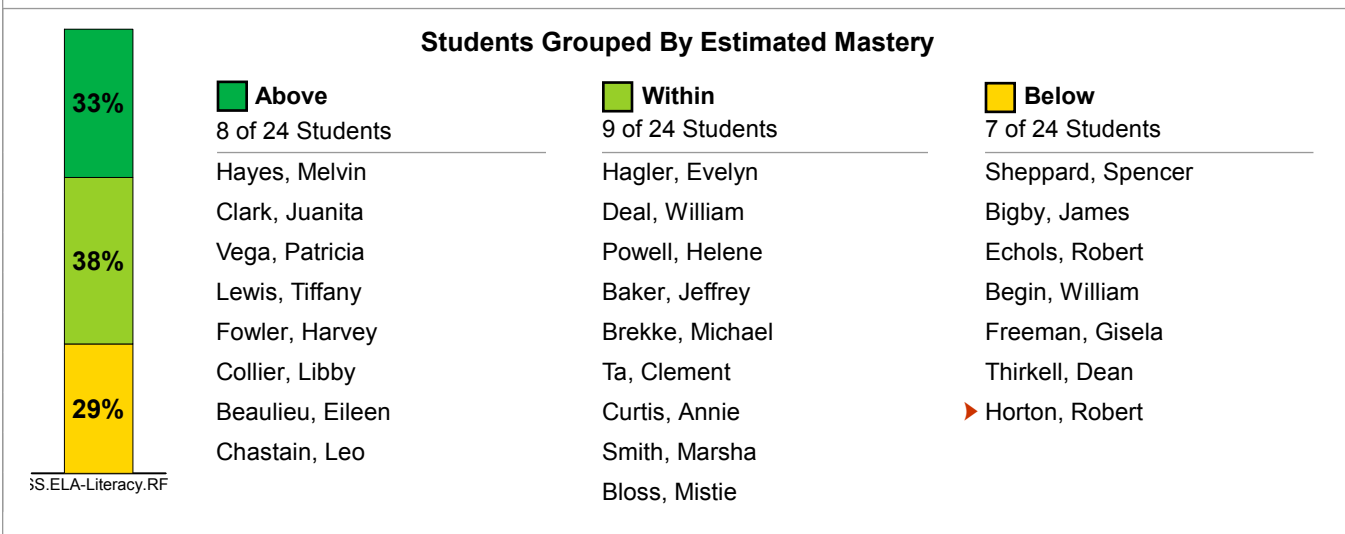
Teacher: Snyder, E.

Grade: K

Kindergarten ELA: NGA Center-CCSSO, English Language Arts/Literacy, 2010, Kindergarten, Common Core State Standards, National Governor's Association and Council of Chief State School Officers

CCSS.ELA-Literacy.RF.K.1

Demonstrate understanding of the organization and basic features of print.



▶ Student's STAR score suggests they may need additional help to reach the Estimated Mastery Range by 7/24/2016.

Printed Wednesday, January 27, 2016 8:09:48 PM

School: Tiger Elementary 360

Reporting Period: 12/29/2015-1/27/2016

Class: GR1 Class 1

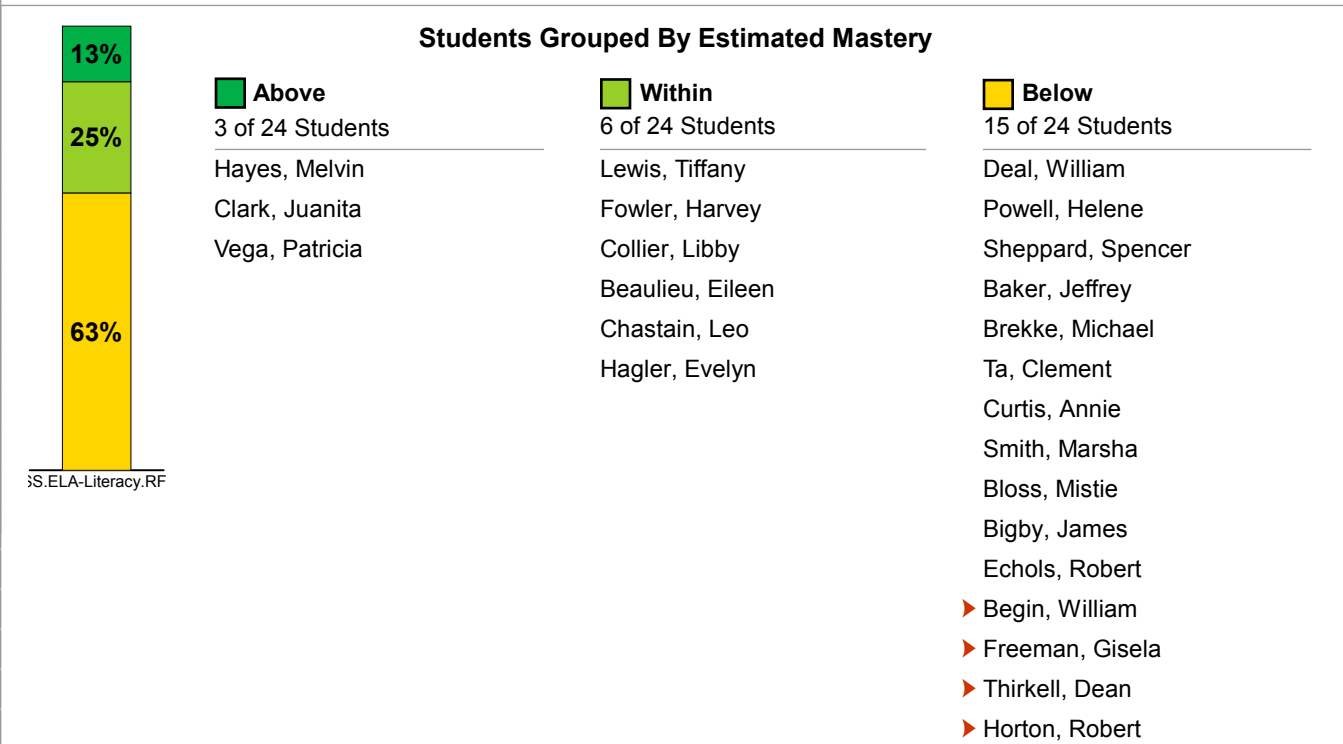
Teacher: Snyder, E.

Grade: K

Kindergarten ELA: NGA Center-CCSSO, English Language Arts/Literacy, 2010, Kindergarten, Common Core State Standards, National Governor's Association and Council of Chief State School Officers

CCSS.ELA-Literacy.RF.K.2

Demonstrate understanding of spoken words, syllables, and sounds (phonemes).



▶ Student's STAR score suggests they may need additional help to reach the Estimated Mastery Range by 7/24/2016.

Printed Wednesday, January 27, 2016 8:11:56 PM

District: Presenter Master / Rendemo District

Reporting Period: 12/29/2015-1/27/2016

Report Options

Reporting Parameter Group: All Demographics [Default]

Group By: School

List By: Teacher

Sort By: Rank

How STAR Early Literacy Estimates Mastery of State Standards

STAR Early Literacy provides an estimate of the students' mastery of standards by aligning them to the same 600-point difficulty scale used to report STAR scores. The Estimated Mastery Range identifies a band of scores where the student is just below or above mastery. The percentage of students who score in or above this range indicates overall progress toward standards mastery.

Current - Shows progress on tests taken between 12/29/2015 - 1/27/2016





Projected - Shows likely progress by 7/24/2016. Based on research, 50% of students will achieve this much growth.

Grade: K

Kindergarten ELA: NGA Center-CCSSO, English Language Arts/Literacy, 2010, Kindergarten, Common Core State Standards, National Governor's Association and Council of Chief State School Officers





CCSS.ELA-Literacy.RF.K.1

Demonstrate understanding of the organization and basic features of print.

School/Teacher	% of Students In or Above the Estimated Mastery Range			
	Current		Projected (7/24/2016)	
Tiger Elementary 360		75% 18 / 24		96% 23 / 24
Snyder, E.		75% 18 / 24		96% 23 / 24





CCSS.ELA-Literacy.RF.K.2

Demonstrate understanding of spoken words, syllables, and sounds (phonemes).

School/Teacher	% of Students In or Above the Estimated Mastery Range			
	Current		Projected (7/24/2016)	
Tiger Elementary 360		38% 9 / 24		83% 20 / 24
Snyder, E.		38% 9 / 24		83% 20 / 24

CCSS.ELA-Literacy.RF.K.3

Know and apply grade-level phonics and word analysis skills in decoding words.

School/Teacher	% of Students In or Above the Estimated Mastery Range			
	Current		Projected (7/24/2016)	
Tiger Elementary 360		25% 6 / 24		75% 18 / 24
Snyder, E.		25% 6 / 24		75% 18 / 24

State Standards Report - District

Common Core State Standards

Printed Wednesday, January 27, 2016 8:11:56 PM

District: Presenter Master / Rendemo District





Reporting Period: 12/29/2015-1/27/2016

Grade: K

Kindergarten ELA: NGA Center-CCSSO, English Language Arts/Literacy, 2010, Kindergarten, Common Core State Standards, National Governor's Association and Council of Chief State School Officers

CCSS.ELA-Literacy.RF.K.4

Read emergent-reader texts with purpose and understanding.

School/Teacher	% of Students In or Above the Estimated Mastery Range					
	Current		Projected (7/24/2016)			
Tiger Elementary 360		42%	10 / 24		83%	20 / 24
Snyder, E.		42%	10 / 24		83%	20 / 24