

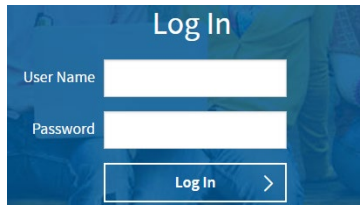



## Logging In to Your myON and Star Accounts

### Student instructions

Follow these easy steps to log in to Renaissance Home to access myON and Star Assessments. Watch this [video](#) for additional help.

If your school uses a Renaissance link...	If your school uses a single sign-on solution like ClassLink or Clever...
<ol style="list-style-type: none"><li>1. Enter the link in a browser. </li><li>2. Select I'm A Student. </li><li>3. Enter your Renaissance username and password. </li></ol>	<ol style="list-style-type: none"><li>1. Log in to your single sign-on portal.</li><li>2. Select the Renaissance tile. </li></ol>
<ol style="list-style-type: none"><li>4. Click the purple myON tile to begin working in myON.</li><li>5. When it is time for you to take a Star test, select the appropriate Star tile.</li></ol>	